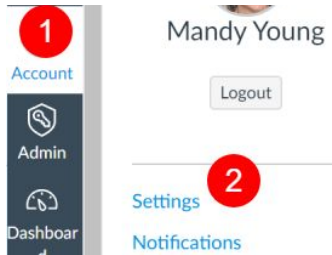


# Adding Parents as Observers in Canvas

First, the **STUDENT** needs to get a code for their parent/guardian

1. The student goes to their Account settings in Canvas (profile pic)
2. Choose Settings



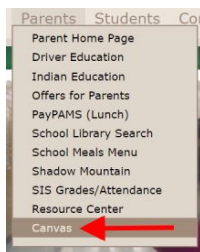
3. Choose Pair with Observer

- Student will receive a code they give to their parent/guardian so they can create a paired account. The code expires after 24 hours.



Second, the **PARENT/GUARDIAN** needs to...

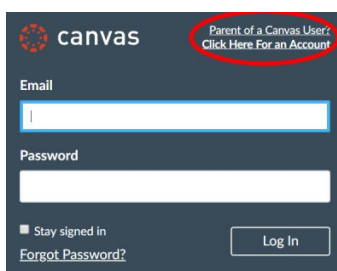
1. Go to the Nebo home page
2. Hover over or click on the Parents tab
3. Choose Canvas



4. Choose Log into Canvas as... A parent\*



5. Click on "Parent of a Canvas User? Click Here For an Account"



Parents will be prompted to enter their name, email address, create a password, and use the student pair code from the student.